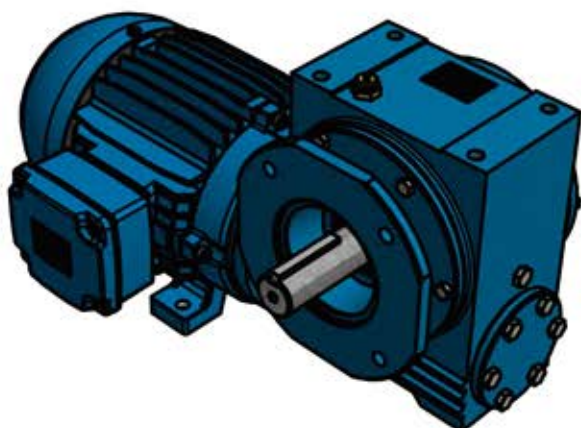
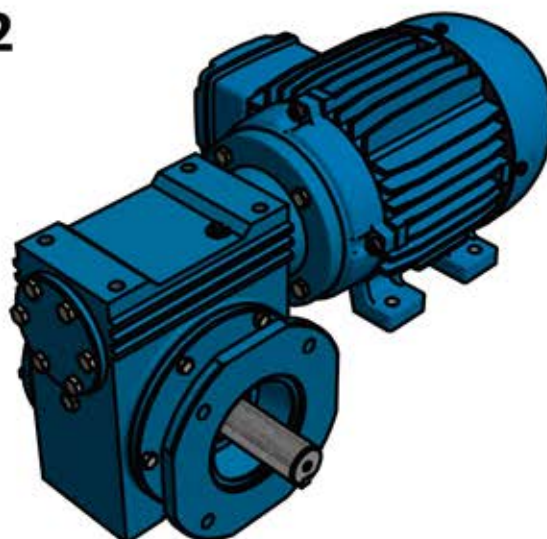


ESTE MOTOREDUTOR PODE TRABALHAR NESSAS POSIÇÕES


P1




P2




P3



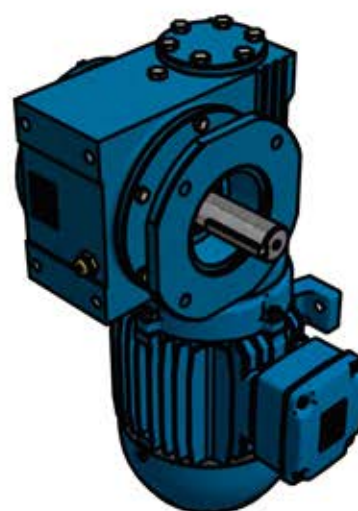
P4



P5



P6



www.liloredutores.com.br



Código do Tipo de Saída do Motoredutor
N3

Divisão de Engenharia
Redutores LiLo

Edição
1ª

Formato
A4